Complete product offer

At NIPRO, the **Brizio Oxygenator** and **Brizio Hemoconcentrator** are designed to be used in combination, supporting consistent operation during cardiopulmonary procedures.

The system is intended for use across a wide range of patients, from adults to neonates, with consideration given to precision and stable performance.



Hard-shell Cardiotomy / Venous Reservoir

BRIZIO™ Adult

Nipro Membrane Oxygenator and Venous Reservoir with Integrated Cardiotomy Filter

The standard model in BRIZIO series with blood flow rate up to 7.0 L/min

Venous reservor	
Minimum volume	200 mL
Blood flow rate	1.0 - 7.0 L/min
Oxygenator	
Blood flow range	1.0 - 7.0 L/min
Priming volume	Less than 270 mL
Hollow fiber membrance surface area	2.2 m^2



BRIZIO™ Hemoconcentrator BHC-110G

A standard hemoconcentrator with a membrane surface area of 1.1 m^2



Hard-shell Venous Reservoir with Integrated Cardiotomy Filter

BRIZIO™ Neonate

Nipro Membrane Oxygenator and Venous Reservoir with Integrated Cardiotomy Filter

The smallest model in BRIZIO series with blood flow rate of up to 1.0 L/min

Venous reservor	
Minimum volume	10 mL
Blood flow rate	0.1 - 1.0 L/min
Oxygenator	
Blood flow range	0.1 - 1.0 L/min
Priming volume	Less than 60 mL
Hollow fiber membrance surface area	0.53 m^2



BRIZIO™ Hemoconcentrator BHC-030G

A compact hemoconcentrator with a membrane surface area of 0.3 m^2

NIPRO
Live Longer. Live Better.

NIPRO CORPORATION Japan is a leading global healthcare company established in 1954. With over 39,000+ employees worldwide, NIPRO serves the Medical Device, Pharmaceutical, and Pharma Packaging industries.

As a total solution provider of medical devices and pharma packaging, NIPRO continues to build long-term, meaningful partnerships. Together with its people, products, and processes, NIPRO shows continuous commitment to improving patient outcomes and quality of life, offering safe and superior quality products that optimize time, effort, and costs.

NIPRO
Live Longer. Live Better.

NIPRO MEDICAL CORPORATION
3150 NW 107 Ave Miami,
FL 33172
United States
www.nipro.com

NIPRO ASIA PTE. LTD.
6 Temasek Boulevard,
#31-01/02 Suntec Tower Four,
038988 Singapore
www.niproasia.com.sg

NIPRO CORPORATION
3-26 Senriokashinmachi, Settsu-shi, Osaka 566-8510, JAPAN | www.nipro.co.jp

Bro-Brizio-Hemo - EN - 22 Apr.26



BRIZIO™ Hemoconcentrator

SUPPORTING CONSISTENT ULTRAFILTRATION OPERATION

NIPRO



From Oxygenation to Precision Filtration:

Nipro's Brizio Hemoconcentrator Completes the Process

In the high-stakes environment of open-heart surgery, every detail matters. From the start of the procedure to the moment the heart is ready to beat independently, the hemoconcentrator plays a critical role: maintaining fluid balance by removing excess water and electrolytes from the blood. This helps prevent fluid overload and supports a stable postoperative recovery.

As blood leaves NIPRO's Brizio Oxygenator—enriched with lifegiving oxygen—it flows directly into the next essential device: NIPRO's **Brizio Hemoconcentrator**. Equipped with a **high-performance PES membrane** and advanced ultrafiltration technology, it selectively removes plasma water while preserving vital proteins and electrolytes. This results in appropriately concentrated blood, supporting oncotic pressure and effective organ perfusion.

What makes the **Brizio Hemoconcentrator** indispensable is its quiet precision in this final step of the extracorporeal circuit. It acts as the final safeguard, ensuring that what reenters the patient's body is clean, balanced, and ready to support the heart's return to natural rhythm—strong, steady, and ready to sustain life.

BRIZIO™ Hemoconcentrator

Highlights

High-Performance PES Membrane

NIPRO's Brizio Hemoconcentrator uses a high-quality polyethersulfone (PES) membrane with evenly distributed pores. This design enables efficient fluid removal while preserving essential proteins like albumin—striking the right balance in blood filtration for patients.



BHC-030G



BHC-110G

	BHC-030G	BHC-110G
Max. Trans Membrane Pressure	66.6 kPa (500 mmHg)	
Blood Port	Luer Lock	
Filtrate Port	Hansen type , 1/2inch tubing connectable	
Ultra Filtration Ratio [UFR] (mL/hr/mmHg)	20<	50<
Pressure Loss [Blood Side] (kPa)	<35	<20
Effective Surface Area (m2)	0.3	1.1
Priming Volume (mL)	22	71
Max. Blood Flow Rate (mL/min)	500	500

*Typical values measured with BHC-030G and BHC-110G, with bovine plasma, protein 60 g/L, at 37°C

Supporting consistent ultrafiltration operation

NIPRO's advanced filtration technology efficiently removes excess plasma water while minimizing albumin loss, preserving blood quality.

Asymmetric hollow fiber membrane suitable for high-filtration applications



- In-house manufacturing, starting from fiber spinning.
- A dense inner surface layer provides sharp molecular fractionation characteristics.
- The intermediate layer has a high-porosity structure that designed as a pathway for fluid passage.

Sharp cut-off sieving characteristics

		BHC-030G (NEONATE)	BHC-110G (ADULT)
Sieving Coefficiency	Alubumin	<0.05	<0.05
	Myoglobin	0.55<	0.82<
	Inulin	0.83<	0.95<

Sieving Coefficiency Calculation Condition: ISO8637-1 5.6.2 ※ Blood Flow=300 mL/min

Balanced UFR under controlled TMP

BHC-030

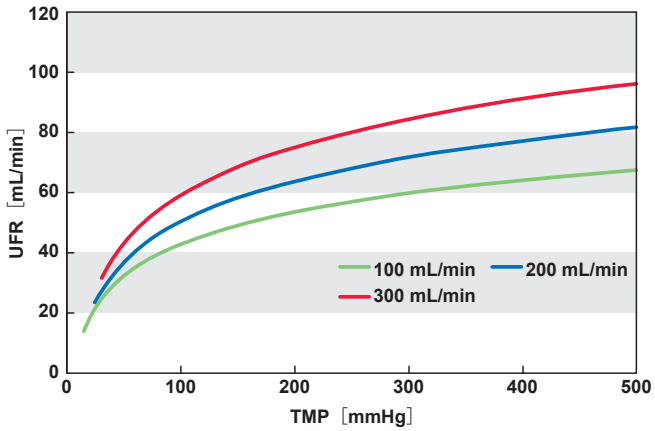

Ht=25%、TP=4 g/dL
in-house experimented data

BHC-110

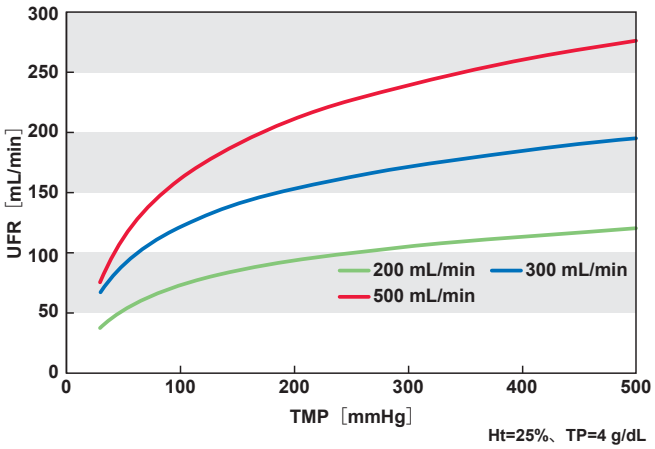

Ht=25%、TP=4 g/dL
in-house experimented data

EO-free, no-rinse configuration

- Sterilized without the use of ethylene oxide gas.
- This approach avoids risks associated with ethylene oxide residues.